



# Community Health Needs Assessment (CHNA)

Adopted FY2024 for FY 2025-27

**Making a Difference**  
*in the Health of Our Community*



LIVONIA



## TABLE OF CONTENTS

- Executive Summary ..... 3
- Introduction..... 4
  - About Trinity Health Michigan
  - Mission, Vision, and Values
- Community Health Needs Assessment Partners .....5
  - Summary and Impact of 2021 Community Health Needs Assessment and Implementation Plan
- Community Description ..... 10
- Community Assets ..... 11
- Community Health Needs Assessment (CHNA) Methodology and Process ..... 11
- Quantitative Data ..... 12
  - Significant Community Health Needs
- Resources to Address Needs ..... 18
- Internal Trinity Health Resources ..... 18
- External Community Based Resources ..... 19
- Conclusion and Strategic Next Steps..... 19
- Appendixes ..... 19

## Executive Summary

As a faith-based health care organization in the Catholic Christian tradition, Trinity Health Livonia's (THLA) work of providing services that benefit the community is core to our identity. Our Mission: We, Trinity Health, serve together in the spirit of the Gospel as a compassionate and transforming healing presence within our communities. THLA is committed to promoting optimal health for people in the communities we serve, with additional emphasis on those experiencing poverty and other vulnerabilities by addressing patient social needs, building community capacity, and reducing health inequities.

THLA completed a comprehensive Community Health Needs Assessment (CHNA) report presented to the THLA local Board of Directors for review and approval on April 22, 2024. THLA performed the CHNA in adherence with certain federal requirements for not-for-profit hospitals set forth in the Affordable Care Act and by the Internal Revenue Service. The assessment considered input from community leaders, community members and various community organizations. No written comments were received on the last CHNA and Implementation Strategy. The complete CHNA report is available electronically at [www.trinityhealthmichigan.org](http://www.trinityhealthmichigan.org). Contact Trinity Health Livonia, Office of Community Health and Well-Being, 36475 5 Mile Road, Livonia, MI 48154 to submit written comments on the CHNA or to request a printed copy of the report.

Located in western Wayne County, the service area of THLA for this community health needs assessment was defined as the zip codes in which patients making up 75% of outpatient emergency room visits reside. This includes zip codes of Westland, Canton, Livonia, Northville, Plymouth, Redford, and Garden City. In addition, zip codes were added for Dearborn Heights, Inkster and two communities in Detroit which make up the next 6% of emergency room visits and had the highest increase in visits from the previous year. The population of all 17 zip codes is 613,919.

Many collaborative partners, including the Wayne County Department of Health, Human and Veterans Services, were represented on the CHNA Advisory Group and engaged in the Community Health Needs Assessment process. These dedicated members were involved in the survey tool development, survey distribution, focus group recruitment, needs identification and prioritization, and development of the CHNA Implementation Strategy Advisory Group.

The previous survey instrument was revised to include questions about community conditions, access to care, perceived community health needs and participant demographics. The digital survey was promoted at community events and through various community partners. A community champion went to senior centers, senior residences, and other community locations to promote the survey and collect paper surveys.

Focus groups were conducted with the Trinity Health Livonia Patient and Family Advisory Council (PFAC) and a group of young adults including Madonna University student leadership. The overarching theme of the focus groups was the desire for an environment that supports wholistic well-being. This type of environment includes access to resources, support from others and help navigating systems such as healthcare and social services.

To ensure the most accurate demographic information and community health concerns, data was gathered from numerous sources. Primary data was obtained through the survey, focus groups and Photovoice. Secondary data analysis was conducted utilizing national, state, and local demographic and community health databases including, but not limited to THLA patient data, Trinity Health Data Hub, Michigan Profile for Healthy Youth, Michigan Behavioral Risk Factor Surveillance System, and the United States Census Bureau's American Community Survey.

A prioritization matrix was used to narrow the most important needs for this CHNA cycle. The identified health needs were rated based on the following criteria: The extent to which it is a key factor in achieving health equity, the urgency for addressing the need or severity of need, the potential for impact on the greatest number of people, and the feasibility of having a significant, measurable impact in 3 years.

The following top needs were identified and prioritized for this CHNA cycle:

1. Mental Health, including Substance Use
2. Diabetes, Obesity and High Blood Pressure (Hypertension)
3. Access to Resources, with a focus on Housing and Nutrition Security

Over the next three years, health improvement strategies as identified in the Implementation Plan will be carried out with identified collaborative partners according to the plan and metrics collected. Specifics will be contained in the Implementation Strategy Plan, which is a separate document and located on the hospital webpage at [www.trinityhealthmichigan.org](http://www.trinityhealthmichigan.org).

## Introduction

Trinity Health Livonia Hospital provides comprehensive and compassionate care to the Wayne County community. The facility features a 24-hour emergency department, Level II Trauma Center, inpatient and outpatient surgery, general medicine, imaging services, physical medicine and rehabilitation services, intensive care unit, cancer care, cardiovascular care, senior services and birthing and women's services.

The 304-bed community hospital was founded and opened by the Felician Sisters in 1959. For over 60 years, the hospital has grown to become one of the premier community hospitals in the area as exemplified by the numerous awards recognizing excellence in clinical outcomes, patient safety, financial performance, and efficiency. Through our dedicated administration, physicians, employees and volunteers, the hospital continues to expand its medical services to maintain its role as a leader in providing compassionate health care to the community we serve with concern for those experiencing poverty and underserved. For additional information about Trinity Health Livonia, visit [trinityhealthmichigan.org](http://trinityhealthmichigan.org).

## About Trinity Health Michigan

Trinity Health Michigan is a leading health care provider and one of the state's largest employers. With more than 20,000 full-time employees serving numerous counties, Trinity Health Michigan is composed of nine hospitals: Ann Arbor, Grand Haven, Grand Rapids, Livingston, Livonia, Muskegon, Oakland, Shelby, and Chelsea. The health system has 2,314 beds and 6,041 physicians and clinicians. With operating revenues of \$3.4 billion, Trinity Health Michigan returns \$198 million back to their local communities each year. Together with numerous ambulatory care locations, three home health agencies, one hospice agency and 25 senior living communities owned and/or operated by Trinity Health, Trinity Health Michigan provides the full continuum of care for Michigan residents.

Nationally, Trinity Health is among the country's largest Catholic health care systems. Based in Livonia, Michigan, with operations in 22 states, Trinity Health employs nearly 123,000 colleagues, physicians, and clinicians. The system has annual operating revenues of \$18.8 billion, assets of nearly \$27 billion, and returns about \$1.3 billion to its communities annually in the form of charity care and other community benefit programs. For more information, visit [trinity-health.org](http://trinity-health.org).

## Mission, Vision, and Values

As a faith-based health care organization in the Catholic Christian tradition, Trinity Health Livonia's work of providing services that benefit the community is core to our identity. Our Mission guides everything we do. As Trinity Health Livonia, a member of Trinity Health, we continue our healing ministry and are called to both serve others and transform care delivery, reinvesting our resources back into the community through new technologies, vital health services, community partnerships and access for everyone regardless of their circumstances.

**Mission:** We, Trinity-Health, serve together in the spirit of the Gospel to be a compassionate and transforming healing presence within our communities.

**Core Values:** Reverence, Commitment to Those Experiencing Poverty, Safety, Justice, Stewardship, Integrity

**Vision:** As a mission-driven innovative health organization, we will become the national leader in improving the health of our communities and each person we serve. We will be the most trusted health partner for life.

## Community Health Needs Assessment Partners

Trinity Health Livonia (THLA) collaborated with many community partners on the Community Health Needs Assessment.

### A. Trinity Health Livonia Community Health Needs Assessment (CHNA) Advisory Group

A Community Health Needs Assessment Advisory Group was convened in May 2023 to lead the Community Health Needs Assessment process. These partners include representatives from the Wayne County Health, Human and Veteran’s Services, Wayne Hope Clinic, Redford Township District Library, Burning Bush Ministries in Westland, Northville Township Parks & Recreation, Charter Township of Redford, the National Kidney Foundation of Michigan, Farmington Hills Special Services, Redford Interfaith Relief (RIR), Growth Works and a Northville community member. Trinity Health Livonia colleagues from Community Health and Well-Being (CHWB), Spiritual Care, Administration, and Cancer Support Services participated in the advisory group. An intern from Madonna University collected secondary data and supported qualitative data collection. See Appendix A for a list of CHNA Advisory Group members.

### B. Outreach to Vulnerable Populations

Redford Interfaith Relief (RIR) and Wayne Hope Clinic solicited digital survey completion and collected paper surveys, which were manually added to the online survey database. Trinity Health Livonia CHWB staff attended the Men’s Health Event on September 30, 2023, at Ford Field where approximately 1,000 men attended the event to obtain health information and receive screenings. Participants from the THLA service area were invited to complete the survey. THLA staff also attended outreach events in Westland and Redford, high priority areas, to promote the survey. A Redford community member went to senior centers, senior residences, and other community locations to promote the survey and collect paper surveys.

The Western Wayne Food Policy Council conducted Focus groups in underserved pockets of the Redford, Westland, Inkster, Romulus, and Dearborn communities to understand strengths and barriers to nutrition security.

### Summary and Impact of 2021 Community Health Needs Assessment and Implementation Plan

Trinity Health Livonia conducted a Community Health Needs Assessment (CHNA) in 2021. The four prioritized needs for Fiscal Year (FY) 22-24 were: Behavioral Health, Access to Care, Food Security/Access, and Obesity/Diabetes/Hypertension. Listed below is a summary of the strategies and impact for these health needs.

#### I. Behavioral Health

Goals:

- Reduce stigma about mental illness/ conditions in the Trinity Health Livonia CHNA Service Area.
- Improve connections to mental health services, education, and utilization of available resources for THLA CHNA Service Area residents.
- Increase engagement to reduce the prevalence of substance use disorders to protect the health, safety, and quality of life for those served by the CHNA area.

Strategies	Accomplishments
<p>Support of Western Wayne Suicide Prevention Coalition and outreach activities. The coalition was convened by Growth Works with the direct involvement of THLA.</p>	<ul style="list-style-type: none"> <li>• Twenty-four Question, Persuade, Refer (QPR) trainers have been certified in seven Western Wayne Schools districts to create a distributed training model.</li> <li>• Over 3,000 school personnel (teaching and support staff) and 1,000 students have received QPR training.</li> <li>• Four Mental Health Conferences were held from June 2022 to November 2023- with 987 school district and mental health professionals total in attendance. Each conference offered a nationally recognized keynote speaker, QPR training and breakout sessions.</li> </ul>

	<ul style="list-style-type: none"> <li>• Four mini-series were held in winter 2023 and 2024 titled: <i>Student Safety Plans</i>, <i>Let's Talk About it</i>, <i>Transitioning the Adolescent Back to School Following an Acute Crisis</i>, and <i>Releasing Guilt and Shame to Reveal Your Inner CHANGEmaker</i>, with approximately 50 mental health provider attendees for each in-depth session.</li> <li>• The Western Wayne Suicide Prevention Coalition received the Michigan Hospital Association's Ludwig Community Benefit Award in recognition of the group's accomplishments.</li> <li>• The Western Wayne Suicide Prevention Coalition's coordinator, Brian Galdes, was appointed by Governor Gretchen Witmer to sit on the State of Michigan Suicide Prevention Commission.</li> </ul>
<p>Connect colleagues, patients, and community members to Community Health Workers with a focus on the Redford community (48239, 48240 zip codes).</p>	<ul style="list-style-type: none"> <li>• A Community Health Worker program was launched at Trinity Health Livonia in October 2023 with grant funding specific to participants in the Diabetes Prevention Program. CHWs have screened approximately 15 program participants for social needs. No participants have been enrolled in the CHW program.</li> </ul>
<p>Advocate/support the implementation/expansion of social support programs to four of the seven CHNA communities using evidence-based/existing programs.</p>	<ul style="list-style-type: none"> <li>• Over 200 Western Wayne County Residents attended Addiction Forum sessions, an education series designed to provide information about addiction, prevention, treatment, and recovery. The Addiction Forum, convened by Livonia Save Our Youth was initially held in person, moved to a virtual format during the COVID-19 pandemic and transitioned to a hybrid format in the fall of 2023. THLA provided the hybrid meeting space.</li> <li>• 175 Western Wayne County residents participated in 8-week grief support workshops hosted by New Hope Center for Grief Support.</li> </ul>

## 2. Access to Care

Goal:

Improve access, education and utilization of health care services and resources for residents in the THLA CHNA Service Area.

Strategies	Accomplishments
<p>In partnership with our ambulatory network, Federally Qualified Health Centers (FQHCs), clinic(s) and health care providers implement a transitions of care model in Westland/Wayne (48185, 48186, 48184 zip codes) to ensure the right care at the right time.</p>	<ul style="list-style-type: none"> <li>Eleven patients, 100% of patients referred to Covenant Community Care from Hope Clinic Wayne, obtained Medicaid and were successfully transitioned. Medicaid expansion during the Public Health Emergency reduced the number of uninsured patients served by Hope Clinic needing transition of care.</li> </ul>
<p>Engage in community-based conversation to further identify gaps/opportunities and partner with local community-based organizations, FQHCs and clinics to expand the Community Resource Directory/utilization and access to care for residents in Westland/Wayne (48185, 48186, 48184 zip codes).</p>	<ul style="list-style-type: none"> <li>THLA introduced the Redford Community Leader's Network to the FindHelp Community Resource Directory and offered technical assistance to claim their programs to receive referrals.</li> </ul>
<p>Social Care Needs Screening implementation and utilization and expansion of Community Resource Directory and Community Health Workers (CHW) in Redford (48239, 48240) and Westland (48185, 48186, 48184 zip codes).</p>	<ul style="list-style-type: none"> <li>82% of Trinity Health Livonia patients have been screened for social needs in the primary care setting. Approximately 27% identified a social need. 8% requested help and were referred for services.</li> </ul>

### 3. Food Security/Access:

Goal:

Improve connections of THLA CHNA Service Area residents to healthy and affordable food resources and utilization of programs/services.

Strategies	Accomplishments
Participate in Western Wayne Food Policy Council.	<ul style="list-style-type: none"> <li>• THLA supported the Western Wayne Food Policy Council's <i>Food in our Community</i> Assessment and Report. Focus groups and Photovoice were conducted in Dearborn, Inkster, Redford, Romulus, and Westland. 135 residents provided their perspective on food needs in their community. A report was completed and will be used to develop policy and program recommendations with residents and other community stakeholders.</li> </ul>
Support Livonia Public Schools Garfield Greenhouse and partner with local chefs, schools, and community-based organizations to provide cooking demos/education programs.	<ul style="list-style-type: none"> <li>• Livonia Public Schools completed construction of the greenhouse at Garfield Community School in October 2023. Trinity Health Livonia's <i>Healthy Livonia Coalition</i> provided funding for the project.</li> </ul>
Support/promote evidence-based programs in local schools.	<ul style="list-style-type: none"> <li>• Leaders Advancing and Helping Communities (LAHC) provided the Healthy Schools, Healthy Communities program in five classrooms each school year. As a result, 47% of kids are eating more fruits and 33% are eating more vegetables with 47% of parents reporting to cooking more food at home. Trinity Health Livonia's <i>Healthy Livonia Coalition</i> provided funding for the program.</li> <li>• MSU Extension, in partnership with Tollgate Farm and Education Center, hosted a farm stand to provide fresh produce twice a month from July through October 2022 at the Livonia Community Recreation Center. The stand averaged 28 customers per session. Trinity Health Livonia's <i>Healthy Livonia Coalition</i> provided funding for the project.</li> </ul>



#### 4. Obesity/Diabetes/High Blood Pressure

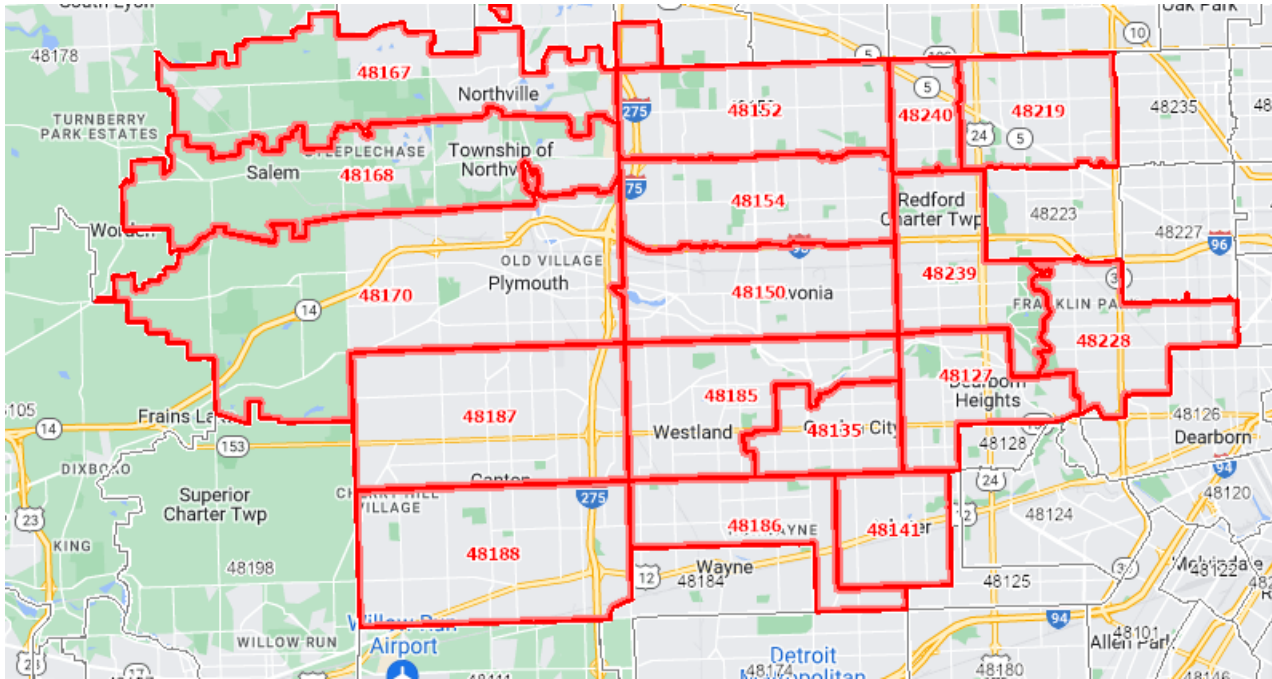
Goal:

Reduce the prevalence of obesity, diabetes, pre-diabetes, and hypertension and improve healthy lifestyle choices through education and access for residents in the Trinity Health Livonia Service Area.

Strategies	Accomplishments
Expand Diabetes Prevention Program (DPP) capacity and provide at least one cohort annually targeted to Redford (48239, 48240 zip codes) and/or Westland (48185, 48186 zip codes) communities.	<ul style="list-style-type: none"> <li>652 residents participated in Diabetes Prevention Program cohorts provided by THLA. 26 participants were from Redford or Westland.</li> <li>Trinity Health Livonia assigned a DPP Community Champion to work closely with community organizations to reach residents at high risk of developing diabetes.</li> <li>THLA received grant funding for five years to improve DPP access and outcomes for Black or African American adults in Wayne County.</li> </ul>
Expand DPP provider referral letter campaign with Trinity Health IHA Medical Group.	<ul style="list-style-type: none"> <li>The THLA provider letter campaign resulted in 81% of DPP participants being referred by their health care provider, 19% were self-referred.</li> </ul>
Increase Diabetes Self-Management Education and Support/HTN/Medical Nutrition Therapy referrals by health care providers through targeted outreach using electronic medical record registry and community outreach.	<ul style="list-style-type: none"> <li>THLA Diabetes education program referrals average 122 per month.</li> </ul>
Collaboratively support/fund accessibility for all projects along with standard criteria and support/apply for at least one universally accessible playground.	<ul style="list-style-type: none"> <li>Livonia Parks and Recreation, with funding support from Trinity Health Livonia's <i>Healthy Livonia Coalition</i> developed the Ben Celani accessible Play Area. The grand opening was in May 2023.</li> </ul>

## Community Description

Located in western Wayne County, the service area of THA for this community health needs assessment was defined as the zip codes in which patients making up 75% of outpatient emergency room visits reside. This includes zip codes of Westland, Canton, Livonia, Northville, Plymouth, Redford, and Garden City. In addition, zip codes were added for Dearborn Heights, Inkster and two communities in Detroit which make up the next 6% of emergency room visits and had the highest increase in visits from the previous year. The population of all 17 zip codes is 613,919.



White individuals make up 60.28% of the population of the service area, Black or African American individuals make up 27.42%, Asian individuals make up 5.82%, American Indian or Alaska Native (AI/AN) make up 0.24%, Native Hawaiian or Pacific Islander individuals make up 0.01%, and those who identify with more than one race make up 5.07%. The non-Hispanic population in this area is 96.03%, and the Hispanic or Latinx population is 3.97%. These demographics indicate an increase in Black, Indigenous, People of Color (BIPOC) residents of the Trinity Health Livonia service area.

The following are some statistics about the service area's demographics:

- The unemployment rate in the report area is 4.0%, compared to Michigan's rate at 3.5%, and the United States' rate at 3.6%.
- The food insecurity rate of the report location is 13.65%, compared to Michigan's rate at 11.37%, and the United States' rate at 10.28%.
- In the report area, 15.56% households receive Supplemental Nutrition Assistance Program (SNAP) benefits, compared to 11.52% in the United States.
- The percentage of persons aged 25 and older without a high school diploma (or equivalency) or higher is 8.42% compared to Michigan which is 8.25%.
- The percentage of adults aged 18 and older with poor mental health in the report location is 16.40%, compared to Michigan at 15.96%, and the United States at 14.70%.

Demographics for each community are in Appendix B.



## Community Assets

An Asset Map was created for all zip codes within the THLA CHNA service area identifying existing community strengths which support the health of community. Human, physical, information, governmental, existing programs and services, support services and community resources were considered assets.

These assets were utilized to evaluate gaps and consider opportunities for collaborative partnerships. Additionally, this review will contribute to the CHNA process by identifying potential opportunities to expand, connect, or leverage current resources to provide greater impact. To that end, the assets identified will be considered as the Implementation Plan is developed. See Appendix C for the Asset Map.

## Community Health Needs Assessment (CHNA) Methodology and Process

The CHNA evaluates the health needs of the Trinity Health Livonia service area and the conditions which influence those needs. The CHNA is intended to inform an Implementation Plan to address the health needs prioritized for this cycle.

Trinity Health Michigan hospitals have maintained common CHNA timelines to create opportunities to identify areas for shared commitment and action across our health ministries while keeping a focus on local health needs. This will enable us to share processes and generate opportunities for greater collective impact across the state.

From July 2023 through November 2023, qualitative input was obtained, and quantitative data was gathered and reviewed.

The assessment considered input from community leaders, community members and various community organizations.

## Qualitative Data

Community input into the assessment is a critical component of success. Community input was obtained through the Community Health Needs Assessment Survey, focus groups and Photovoice.

### A. Trinity Health Livonia Community Health Needs Assessment Survey

The Community Health Needs Assessment Advisory Committee revised the previous survey instrument to include questions regarding:

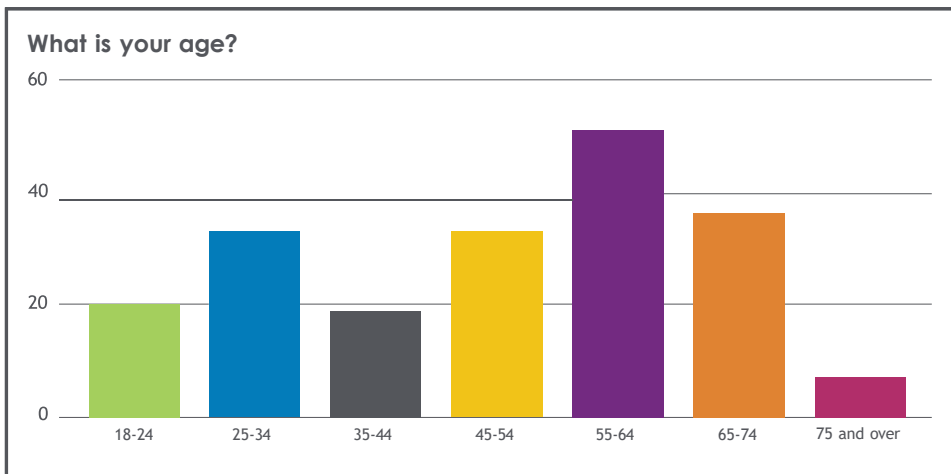
- Factors which most improve the quality of life in a community.
- Problems which have the greatest impact on overall community health.
- Behaviors which have the greatest impact on overall community health.
- Barriers which affect community members' ability to improve their health.

Demographics were collected to help understand racial, ethnic, age, and geographic differences. The survey was translated into Spanish, Arabic and Albanian to facilitate completion by the growing number of residents who do not speak English as their first language. We did not receive any submissions for the translated versions. The paper and online survey was available to the public from October 1 through November 22, 2023. The survey was promoted by and distributed through our collaborative partners, the hospital website and social media accounts, email blasts to city officials and community leaders in businesses, schools, churches, and THLA employees and physicians. A community champion went to senior centers, senior residences, and other community locations to promote the survey and collect paper surveys.

Of the 201 responses, 45 (22%) were paper surveys, mostly from vulnerable populations such as Redford Interfaith Relief clients, community outreach events and senior housing locations. Refer to Appendix D the survey tool.

75% of survey respondents identified as female, 20% were male and .01% as nonbinary. More balanced representation from racial groups was achieved as compared to previous cycles. 69.2% of respondents identified as white, 15.4% as Black or African American and 2.5% as Middle Eastern or North African.

Survey respondents were well distributed by age.



### B. Focus Groups

Focus groups were conducted with the Trinity Health Livonia Patient and Family Advisory Council (PFAC) and a group of young adults including Madonna University student leadership. A discussion guide was developed which focused on a common set of questions and prompts but allowed for flexibility by the co-facilitators. The PFAC focus group was conducted in person and the focus group with young adults was conducted virtually. There were sixteen participants in all. The Western Wayne Food Policy council had recently completed focus groups in the five Western Wayne County communities where residents were most challenged to obtain basic needs. Focus groups were held in Dearborn, Inkster, Redford, Romulus,

and Westland with 54 participants. Themes from these groups were considered when compiling the results of the CHNA focus groups. The overarching theme of the focus groups was the desire for an environment that supports wholistic well-being. This type of environment includes access to resources, support from others and help navigating systems such as healthcare and social services.

### C. Photovoice

Photovoice is a process in which people – usually those who don't feel empowered to speak due to poverty, language barriers, race, class, ethnicity, gender, culture, or other circumstances – use video and/or photo images to capture aspects of their environment and experiences and share them with others. Community members were invited to submit photos with captions expressing what a healthy community means to them. One submission was received for the CHNA depicting a park the resident stated was vital to their physical and mental health. For future Photovoice projects, more time will be allowed for promoting the opportunity to diverse sectors of the community using various media outlets.



Over 100 photovoice submissions were received by the Western Wayne Food Policy Council as part of their community assessment. The photovoice themes were access to food; growing, preparing, and eating food as a social connector; and concerns with cost and quality.

## Quantitative Data Gathering

**A.** Quantitative data reviewed for the CHNA included publicly available data sets and Trinity Health Livonia patient data. Data was obtained from the Trinity Health Data Hub, Michigan Profile for Healthy Youth, Michigan Behavioral Risk Factor Surveillance System, and the United States Census Bureau's American Community Survey.

### B. Trinity Health Data Hub

The Trinity Health Data Hub is a customized data hub created by CARES Engagement Network that provides statistical information on Trinity Health Vital Signs and Community Health Needs Assessment (CHNA) health data by service area, region, or county. The Trinity Health Data Health Hub was used to explore data indicators on healthcare access, economic stability, education, social support and community context, neighborhood and physical environment, and health outcomes and behaviors for the Trinity Health Livonia service area. The Trinity Health Data Hub can be accessed at [Trinity Health \(trinityhealthdatahub.org\)](https://trinityhealthdatahub.org). See Appendix E for Trinity Health Data Hub graphics.

### **C. Michigan Profile for Healthy Youth**

The Michigan Profile for Healthy Youth (MiPHY) is an online student health survey offered by the Michigan Departments of Education and Health and Human Services to support local and regional needs assessment. The MiPHY provides self-reported student findings on health risk behaviors including substance use, violence, physical activity, nutrition, sexual behavior, and emotional health in grades 7, 9, and 11. MiPHY data for Wayne County was used to assess middle school and high school aged youth attitudes and behaviors. Mental health related issues such as substance use, sadness or hopelessness, and suicide were prominent in these age groups.

### **D. Michigan Behavioral Risk Factor Surveillance System**

The Michigan Behavioral Risk Factor Surveillance System (MiBRFSS) is composed of annual, state-level telephone surveys of Michigan residents, aged 18 years and older. MiBRFSS was used to assess the prevalence of various behaviors, medical conditions, and preventive health care practices among outlying Wayne County adults. Based on the data gathered, a significant proportion of outlying Wayne County residents reported that their mental health was not good almost half the time. Many residents reported being told by a doctor they had a depressive disorder, which is an increase from the previous three survey cycles.

### **E. Trinity Health Livonia Patient Data**

Trinity Health Livonia Patient Data is de-identified data pulled from Trinity Health Livonia's electronic medical record. These data include clinical conditions and results from screening patients for social needs. The data was disaggregated based on race, age, and gender to better understand differences between groups. Social needs screening data identified social isolation, financial insecurity, and food insecurity as a high or medium need. It also illustrated older adult patients' need for transportation to medical appointments and dependent care.

### **F. United States Census Bureau – American Community Survey**

American Community Survey data was used to understand population information for the residents of Trinity Health Livonia's service area. Race, ethnicity, age, gender, median household income, employment rate, language spoken at home, poverty rate, foreign born and healthcare coverage were analyzed.

#### **Significant Community Health Needs**

Needs Identified:

Community input from the CHNA Survey, focus groups, photovoice and quantitative data was reviewed by the CHNA Advisory Group. There were seven identified health needs within the THLA service area. A prioritization matrix was used to narrow the most important needs for this CHNA cycle. The identified health needs were rated based on the following criteria: The extent to which it is a key factor in achieving health equity, the urgency for addressing the need or severity of need, the potential for impact on the greatest number of people, and the feasibility of having a significant, measurable impact in 3 years. Advisory group members were given data summaries for each of the seven health needs to help with the rating process. A digital prioritization form was used to simplify the rating activity for the advisory group members and automate the calculations.

The CHNA Advisory Group selected the following three health needs in the order of priority: Mental Health, which includes substance use and social isolation; Chronic Health Conditions, with a focus on diabetes, obesity, and hypertension; Access to Resources, with a focus on housing, nutrition security and financial security. Note that the advisory group members rated the urgency of addressing mental health as 4.89 on a scale of 1-5. The group felt that some of the other needs, such as aging/older adults and healthy behaviors, could be included in the strategies developed for the top three health needs.

Health Need	Total Average Score	Priority
Mental Health	4.42	1
Diabetes/High Blood Pressure	3.92	2
Access to Resources	3.83	3
Neighborhood and Physical Environment	3.81	4
Aging and Older Adults	3.56	5
Healthy Behaviors	3.53	6
Support Systems	3.14	7

## Trinity Health Livonia Top Health Needs

### Mental Health (Mental Health, Substance Use, Social Isolation)

- 81% of survey respondents reported that mental health problems, stress, or suicide were the most important health related problems facing their community (those problems which have the greatest impact on overall community health).
- 67% of survey respondents reported that alcohol misuse, drug misuse, marijuana misuse, or tobacco use were the most important risky behaviors in their community (those behaviors which have the greatest impact on overall community health).
- The overarching theme of the focus groups was an environment that supports wholistic well-being.
- Focus group participants indicated mental health care as a priority under needed resources.
- Social isolation was noted by focus group participants as a barrier to achieving wholistic well-being.
- 16.9% of outlying Wayne County residents reported 14 or more days out of the previous 30, on which their mental health was not good, which includes stress, depression, and problems with emotions. Increase from 16.1% 2019-2021.
- 21.3% of outlying Wayne County residents reported ever being told by a doctor that they had a depressive disorder. Gradual increase in the rate over the last three survey cycles.

### 2021/22 Michigan Profile for Healthy Youth (MiPHY) – Wayne County results

- 28.4% of HS students reported ever drinking alcohol.
- 4% of HS students/.07% MS students reported binge drinking (4 or more drinks of alcohol in a row (female) or 5 or more drinks of alcohol in a row (male) in the last 30 days.
- 21.1% of HS students reported ever trying marijuana.
- 11.1% of HS students/1.9% MS students reported using marijuana in the last 30 days.
- 13.1% of HS students/5.8% of MS students reported that they were offered, sold, or given an illegal drug on school property during the last 12 months.



### Trinity Health Livonia Top Health Needs *(continued)*

**Mental Health (Mental Health, Substance Use, Social Isolation)**

- 43.9% of HS students/32.9% of MS students reported feeling so sad or hopeless almost every day for two weeks or more in a row that they stopped doing some usual activities during the past 12 months.
- 8.4% of HS students reported that they attempted suicide one or more times during the past 12 months.
- 9.1% of MS students reported ever trying to kill themselves.
- 13.5% of Trinity Health Livonia primary care patients identified social isolation as a high or medium need when screened for social needs.

**Diabetes/ Obesity/ High Blood Pressure**

- 14% of survey respondents reported that heart disease and stroke is one of the most important health related problems facing their community (those problems which have the greatest impact on overall community health).
- 17% of survey respondents reported that diabetes is one of the most important health related problems facing their community (those problems which have the greatest impact on overall community health).
- 24% of survey respondents reported that obesity is one of the most important health related problems facing their community (those problems which have the greatest impact on overall community health).
- Navigating the health system was a major theme of the focus groups, with specific emphasis on understanding health insurance, getting appointments and understanding the importance of preventive care.
- 10.6% of Trinity Health Service Area residents over age 18 (State of Michigan 10.9%) reported ever been told by a doctor, nurse, or other health professional that they have diabetes, other than diabetes during pregnancy, however diabetes prevalence is over 13% for three of the zip codes included in these data.
- 83.9% of Trinity Health Service Area Medicare beneficiaries (State of Michigan 88.08%) have had a hemoglobin A1c (hA1c) test. Not receiving the test can indicate a lack of access to preventive care, a lack of health knowledge, insufficient provider outreach, and/or social barriers preventing utilization of services.
- 31.4% of Trinity Health Service Area Medicare beneficiaries (State of Michigan 29%) have claims for ischemic heart disease. The numbers decreased in Wayne County from 42.1% in 2011 to 31.6% in 2018.
- 33.7% of Trinity Health Service Area residents over 18 (State of Michigan 35.48%) are obese, defined as having a body mass index (BMI)  $\geq 30.0$  kg/ m<sup>2</sup>. The percentage has remained steady in outlying Wayne County from 2018-2022.

## Trinity Health Livonia Top Health Needs *(continued)*

### Access to Resources (Housing, food, financial security)

- 16% of survey respondents reported that financial stress was the most important health related problem facing their community (those problems which have the greatest impact on overall community health).
- 54% of respondents reported that access to healthcare and/or access to healthy food is one of the most important factors for a healthy community (those factors most improve the quality of life in a community).
- Resources were a main theme from the focus groups. An environment that supports wholistic well-being includes access to the following resources according to the participants: healthcare, mental health care, fresh nutritious food, adequate income to meet needs, outdoor spaces and things that uplift the spirit.
- The Western Wayne Food Policy Council focus group participants identified access to food as a major theme.
- Of the 20,189 primary care patients (76.6%) in the Livonia service area screened for social needs, 32.5% identified a need.
- 12.4% of Trinity Health Livonia primary care patients identified financial insecurity as a high or medium need.
- 6.4% of Trinity Health Livonia primary care patients identified food insecurity as a high or medium need.

## Resources to Address Needs

### Internal Trinity Health Resources

Trinity Health Livonia's inpatient Mental Health Program serves the needs of those with mental illness. Services include intensive assessment and treatments that stabilize symptoms, creating a solid foundation for mental wellness. THLA provides a Substance Use Disorder Consultative Service, an Intensive Outpatient Program and supported the addition of Outpatient Counseling and Psychology Services. A Peer Recovery Program in partnership with Growth Works provides peer support for those in recovery.

Diabetes Prevention Programs are provided to the community. THLA is a fully recognized National Diabetes Prevention Program by the Centers for Disease Control and Prevention for in-person and distance learning formats. Community Health Workers support The Diabetes Care and Nutrition department offers individual and group education for diabetes education and Medical Nutrition Therapy (MNT) for individuals with Type 1, Type 2, and Gestational Diabetes. MNT services are also available for weight management, pre-diabetes, and other chronic health conditions.

Trinity Health Livonia's Weight Management and Bariatric Surgery Program is recognized by the American Society for Metabolic and Bariatric Surgery. Through our team approach surgeons work alongside specially trained physician assistants, nurse practitioners, psychologists, and exercise physiologists to prepare patients physically and mentally for their procedure. Surgeons use sophisticated techniques, including laparoscopic and robotic surgery, to carry out procedures through small incisions.



## External Community Based Resources

Trinity Health Livonia will leverage its network of community partners to convene an Implementation Strategy Advisory Committee. While some CHNA Advisory Committee members will participate, community service partners representing the priority needs will be added.

## Conclusion and Strategic Next Steps

Detailed Implementation Plans with tactics will be developed, implemented, and measured for effectiveness in collaboration with appropriate internal and external partners. Specifics will be contained in the Implementation Strategic Plan which is a separate document located on the hospital webpage under Community Health and Well-Being at [www.trinityhealthmichigan.org](http://www.trinityhealthmichigan.org).

The complete CHNA report is available electronically at [www.trinityhealthmichigan.org](http://www.trinityhealthmichigan.org). Contact Trinity Health Livonia, Office of Community Health, 36475 5 Mile Road, Livonia, MI 48154 to submit written comments on the CHNA or to request a printed copy of the report.

The next year that the Community Health Needs Assessment will be completed will be FY2027.

## Appendixes

### Appendix A

#### Community Health Needs Assessment Advisory Group Members

Latoya Freeman, Burning Bush Ministries, Westland  
Theresa Stokes, Charter Township of Redford  
Marsha Koet, Farmington Hills Special Services  
Brian Galdes, Growth Works  
Ann Marie Peterson, Hope Clinic Wayne  
Theresa Tejada, National Kidney Foundation of MI/Western Wayne Food Policy Council  
Derek Smith, Northville Township Parks & Recreation  
Angela Wolf, Redford Interfaith Relief  
Garrett Hungerford, Redford Township District Library  
Michael Hoyt, Trinity Health Livonia Mission leader  
Kate Schumaker, Trinity Health Livonia Cancer Prevention  
Laurie Gustafson, Trinity Health Livonia Community Health and Well-Being  
Kailyn Williams, Trinity Health Livonia Community Health and Well-Being  
Julia Martinez-Hussein, Trinity Health Livonia Administration  
Lukas Ayers, Wayne County Department of Health, Human and Veterans Services  
David Law, Community member

## Appendix B

### Community Demographics

Area	Population	White	Black or African American	Asian	Two or more races	Hispanic or Latino	Under 18	18-64	65+
Michigan	10,077,32	78.8%	14.1%	3.5%	2.8%	5.7%	21.4%	60.5%	18.1%
Wayne County	1,793,561	54.6%	38.3%	3.7%	2.9%	6.6%	23.4%	60.0%	16.6%
Westland	85,420	66.2%	22.3%	4.0%	5.7%	4.9%	21.8%	61.8%	16.4%
Livonia	95,535	86.4%	4.4%	3.7%	4.4%	3.5%	18.2%	60.6%	21.2%
Redford Township	49,504	44.1%	50.2%	0.4%	3.0%	5.5%	24.1%	63.0%	12.9%
Plymouth City	9,370	92.4%	2.8%	1.0%	2.7%	1.0%	20.5%	63.6%	15.9%
Plymouth Township	27,942	89.6%	2.2%	4.0%	3.6%	3.5%	19.5%	57.5%	23.0%
Canton Township	98,659	65.0%	9.9%	19.5%	5.0%	3.6%	23.9%	60.8%	15.3%
Garden City	27,380	87.6%	5.0%	1.2%	5.9%	4.5%	19.9%	64.7%	15.4%
Northville Township	31,760	75.9%	1.5%	17.1%	4.2%	3.4%	23.3%	58.3%	18.4%
Dearborn Heights	63,292	84.1%	8.9%	1.6%	3.8%	5.3%	25.0%	60.3%	14.7%
Inkster	26,088	16.0%	77.0%	0.8%	4.8%	2.6%	30.0%	59.5%	10.5%
Detroit 48219	46,811	5.9%	88.4%	0.2%	3.6%	1.3%	23.4%	60.5%	16.1%
Detroit 48228	53,893	17.4%	74.4%	0.2%	4.9%	6.3%	30.4%	59.2%	10.4%
Area	Median Household Income	Poverty Rate	Poverty under 18 years old	Poverty 65+	Employment rate	Language other than English spoken at Home	Foreign born	Without healthcare coverage	
Michigan	\$63,202	13.4%	18.0%		58.7%	9.9%	6.9%	5%	
Wayne County	\$52,605	19.6%	30.8%	13.0%	59.2%	15.3%	9.4%	6.6%	
Westland	\$56,630	16.3%	23.4%	12.4%	59.5%	16.7%	6.6%	6.6%	
Livonia	\$92,125	4.7%	6.0%	5.4%	61.5%	10.4%	8.2%	3.3%	
Redford Township	\$61,340	11.5%	14.3%	10.2%	60.5%	4.6%	3.6%	7.5%	
Plymouth City	\$96,250	3.3%	0.5%	6.8%	67.1%	4.7%	3.7%	3.0%	
Plymouth Township	\$95,998	5.2%	4.0%	6.0%	62.2%	9.5%	7.9%	4.7%	
Canton Township	\$107,403	5.9%	2.3%	11.4%	66.6%	24.3%	20.0%	2.1%	
Garden City	\$59,049	11.0%	17.4%	9.2%	59.7%	6.3%	4.5%	5.5%	
Northville Township	\$126,677	3.1%	2.0%	2.0%	63.8%	22.5%	19.1%	2.6%	
Dearborn Heights	\$55,190	20.2%	30.1%	15.4%	52.0%	40.2%	22.5%	6.4%	
Inkster	\$34,122	37.8%	57.9%	22.0%	59.0%	7.5%	4.3%	11.0%	
Detroit 48219	\$23,804	26.7%	36.0%	19.8%	47.3%	4.3%	2.0%	6.4%	
Detroit 48228	\$19,941	37.6%	48.2%	23.0%	46.9%	6.6%	7.7%	6.5%	

## Appendix C

Asset	Livonia	Redford	Westland	Canton	Plymouth	Northville
Parks	60	15	20	9	16	10
Community Recreation Center	Kirksey Recreation Center	<a href="#">Redford Community</a>	Jefferson Barns Community Vitality Center	<a href="#">Canton-mi.org</a>	<a href="#">Plymouthparc.com</a>	0
Exercise Programs	<a href="#">Athletic Division</a>	<a href="#">Redfordtwp.com</a>	<a href="#">Exercise Programs</a>	Discover Program	<a href="#">Exercise Programs</a>	<a href="#">Fitness Classes</a>
Nutrition Programs	<a href="#">livonia.gov</a>	Senior Nutrition Program	0	Discover Program	0	0
Food Pantries	3	<a href="#">Foodpantries.org</a> <a href="#">Redford Food pantries</a>	Westland Salvation Army	<a href="#">FoodPantries.org</a>	<a href="#">Foodpantries.org</a>	0
Farmers Markets	<a href="#">Wilson Barn Farmer's market</a>	<a href="#">Redford Township Market at the Marquee</a>	<a href="#">Westland Farmer's Market</a>	<a href="#">Canton Harvest Market</a>	<a href="#">Plymouth Farmer's Market</a>	<a href="#">Northville Farmer's Market</a>
Senior Services	<a href="#">Senior Services</a>	<a href="#">Senior Services</a>	<a href="#">Senior Resources</a>	<a href="#">Senior Services</a>	<a href="#">Senior Services</a>	<a href="#">Senior Services</a>
Youth Services	Youth Assistance Services	<a href="#">Redfordtwp.com</a>	Youth Assistance Services	Youth Programming	<a href="#">gwcares.org</a>	<a href="#">Youth Assistance</a>
Transportation Service	Livonia Community Transit	<a href="#">Senior Dial-A-Ride</a>	<a href="#">Smart Bus</a>	Mobility Transportation Services	Senior Transportation	Senior Transportation
Library	<a href="#">Livonia Public Library</a>	<a href="#">Redford Township District Library</a>	<a href="#">William P. Faust Library</a>	<a href="#">Canton Public Library</a>	<a href="#">Plymouth District Library</a>	<a href="#">Northville District Library</a>
Head Start Programs	4	<a href="#">Redford</a>	<a href="#">Wayne/Westland</a>	<a href="#">PCCSK12.com</a>	<a href="#">PCCSK12.com</a>	0
Mental Health Services	12	12	5	15	40	18
Grocery Stores	16	5	18	14	6	9
Veteran Assistance	4	<a href="#">City website</a>	<a href="#">VFW</a>	<a href="#">Veteran Support Center</a>	Paralyzed Vets of America	<a href="#">VFW 4012</a>
Housing	<a href="#">City Website</a>	<a href="#">Housing Authority</a>	<a href="#">Housing Authority</a>	<a href="#">Affordable housing online</a>	2	<a href="#">City Website</a>
Service Organizations	30	26	7	15	8	10
Human Service org	4	7	5	4	4	4

Chamber of Commerce	<a href="#">Livonia</a>	<a href="#">Redford</a>	<a href="#">Westland</a>	<a href="#">Canton</a>	<a href="#">Plymouth</a>	<a href="#">Northville</a>
Community Gardens	<a href="#">Livonia</a>	<a href="#">Redford</a>	<a href="#">Westland</a>	<a href="#">Canton</a>	<a href="#">Plymouth</a>	<a href="#">Northville</a>
Free/Sliding Scale Health Clinics	0	Botsford South Redford School-Based Health Center	<a href="#">Wayne Hope</a>	0	0	0
			<a href="#">Medical Clinic</a>			

## Appendix C – Continued

Asset	Inkster	Dearborn Heights	Detroit (Westside)	Garden City
Parks	17	14	<a href="#">Parks and Greenways</a>	8
Community Recreation Center	Dozier Recreation Center	<a href="#">Richard A. young Recreation Center</a>	<a href="#">Crowell Recreation Center</a>	Radliff Center
Exercise Programs	<a href="#">Physical Fitness Program</a>	<a href="#">Fitness &amp; Exercise Classes</a>	<a href="#">Fitness &amp; Exercise Classes</a>	<a href="#">Adult Fitness Classes</a>
Nutrition Programs	<a href="#">Home Delivered Meals</a>	<a href="#">Dearborn Heights School District #7</a>	<a href="#">Project Healthy Community</a>	WIC
Food Pantries	<a href="https://www.foodpantries.org/ci/mi-inkster">https://www.foodpantries.org/ci/mi-inkster</a>	<a href="#">Food Pantry by The Salvation Army Dearborn Heights Corps</a>	<a href="#">Food Help in Detroit/Wayne County</a>	3
Farmers Markets	<a href="#">DDe's Farmer's Market</a>	<a href="#">Dearborn Summer Market</a>	<a href="#">Michigan Farmers Market Association</a>	0
Senior Services	<a href="#">Senior Services</a>	<a href="#">Senior Services</a>	<a href="#">Senior Services</a>	<a href="#">Senior Services</a>
Youth Services	<a href="#">Programs</a>	<a href="#">Youth &amp; Family Programs</a>	<a href="#">Youth &amp; Family Resources</a>	<a href="#">Youth Programs</a>
Transportation Service	<a href="#">Inkster SMART</a>	<a href="#">Dearborn Heights SMART</a>	<a href="#">Detroit Area Transit Services</a>	<a href="#">Garden City SMART</a>
Library	<a href="#">Inkster Leanna Hicks Public Library</a>	<a href="#">Dearborn Heights Libraries</a>	<a href="#">Detroit Library Locations</a>	<a href="#">Garden City Public Library</a>
Head Start Programs	Inkster Head Start	<a href="#">Early Childhood Programs</a>	<a href="#">Detroit Head Start Programs</a>	Lathers Head Start
Mental Health Services	<u>2</u>	<u>1</u>	<a href="#">Mental health Services</a>	<u>4</u>
Grocery Stores	<u>1</u>	<a href="#">Grocery Stores in Dearborn Heights, MI</a>	<a href="#">Grocery Stores in detroit, mi</a>	0
Veteran Assistance	<a href="#">Veteran Services</a>	<a href="#">Veteran Resources</a>	<a href="#">Veterans Programs &amp; Resources</a>	<a href="#">Garden City Veteran Services</a>
Housing	<a href="#">Low-Income Housing</a>	<a href="#">Affordable Housing</a>	<a href="#">Affordable Housing</a>	<a href="#">Low Income Housing</a>

Service Organizations	8	<a href="#">Dearborn Heights Nonprofits and Charities</a>	<a href="#">Detroit, Michigan Nonprofit List</a>	<a href="#">Community Service/Non-Profits</a>
Human Service org	2	<a href="#">Social Service Organizations in Dearborn Heights, MI</a>	<a href="#">Human Services Organizations in Detroit, MI</a>	<a href="#">Garden City Community Coalition</a>
Chamber of Commerce	<a href="#">Inkster</a>	<a href="#">Dearborn Heights</a>	<a href="#">Detroit</a>	<a href="#">Garden City</a>
Community Gardens	<a href="#">Inkster</a>	0	<a href="#">Keep Growing Detroit</a>	<a href="#">Radcliff Garden</a>
Free/Sliding Scale Health Clinics	0	0	<a href="#">Covenant Community Care</a>	<a href="#">C-Assist</a>

## Appendix D

Every three years, Trinity Health Livonia conducts a Community Health Needs Assessment (CHNA) to better understand the health and well-being needs of the communities we serve. Your responses are anonymous and allow us to hear the voice of the Western Wayne County community. Once completed, the CHNA will be shared on our website and used to focus our activities and resources on the issues that matter most to you.


"You must be at least 18 years of age to complete this survey.

In the following list, what do you think are the three most important factors for a "Healthy Community?" (Choose those factors most improve the quality of life in a community.) Check only three. \*

- Good place to raise children
- Safe neighborhoods
- Good schools
- Easy access to parks and recreation
- Clean environment
- Affordable housing
- Access to healthcare
- Access to mental health services
- Access to healthy food
- Good jobs
- Transportation
- Excellent race relations
- Strong family life
- Religious or spiritual values
- Arts and cultural events
- Feeling connected to neighbors
- Services to age in place
- Support for persons with disabilities

In the following list, what do you think are the three most important "health related problems" in your community? [Those problems which have the greatest impact on overall community health.] Check only three. •

- Problems related to aging
- Cancer
- Child abuse/neglect
- Dental problems
- Diabetes
- Domestic violence

- 
- Gun violence
  - Obesity for adults and children
  - Heart disease and stroke
  - Maternal & infant death
  - HIV/AIDS**
  - Mental health problems
  - Homicide
  - Suicide
  - Teen pregnancy
  - Asthma or other respiratory problems
  - COVID/Long COVID
  - Stress
  - Financial stress
  - Overdose
  - Kidney disease

In the following list, what do you think are the three most important “risky behaviors” in your community? (Those behaviors which have the greatest impact on overall community health.)•

- Alcohol misuse
- Dropping out of school
- Drug misuse
- Lack of exercise
- Lack of care during pregnancy
- Poor nutrition
- Tobacco use
- Unsecured guns
- Not getting vaccinations
- Unsafe sex
- Not using birth control
- Marijuana misuse
- Not having regular doctor visits
- Poor sleep
- Gang involvement
- Unsafe driving

How would you rate the overall health of your community?""

- Excellent
- Very good
- Good
- Fair
- Poor

How would you describe your personal health? ""

- Excellent
- Very good
- Good
- Fair
- Poor

What kind of healthcare coverage do you currently have? (Mark all that apply.) \*

- None
- Healthy Michigan Plan
- Private/employer insurance
- Healthcare Exchange
- Medicare
- Medicaid



Veteran's Health Care System

What keeps you from getting health care services or improving your health? (Mark all that apply.) \*

- Availability of services
- Fear of what others think or say
- No vision insurance
- Cannot take time from work
- High co-pay/deductible
- Not motivated to improve my health
- Communication/language
- No, childcare
- Office/Provider not available
- Don't have time/too busy
- No dental insurance
- Prescription/medication costs
- Difficulty filling out forms
- Racial or ethnic prejudice
- I cannot find a doctor I trust
- Existing medical debt
- No medical insurance
- Clinic hours of operation
- ER** wait too long
- No transportation
- Not applicable

We are hoping to learn more about inequity in our community. We would like to understand how you feel others treat you. For each of the following statements, please check one box per statement

Does this apply to you? •

I am treated with less courtesy than other people.

I receive poorer service than other people at restaurants or stores.

People act as if they think I am not smart.

People act as if they are afraid of me.

People act as if I am dishonest.

People act as if they think I am not as good.


I am called named or insulted.

I feel threatened or harassed.

	Often	Sometimes	Rarely	Never
I am treated with less courtesy than other people.				
I receive poorer service than other people at restaurants or stores.				
People act as if they think I am not smart.				
People act as if they are afraid of me.				
People act as if I am dishonest.				
People act as if they think I am not as good.				
I am called named or insulted.				
I feel threatened or harassed.				

What is your home zip code \_\_\_\_\_

What is your work zip code (if applicable)? \_\_\_\_\_



What is your age? •

- 18-24
- 25-34
- 35-44
- 45-54
- 55-64
- 65-74
- 75 and over

What is your race (Mark all that apply.)•

- American Indian/Alaskan Indian
- Asian or Asian American
- Black or African American
- Middle Eastern/North African
- Native Hawaiian or other Pacific Islander
- White
- Prefer not to answer

What is your ethnicity?

- Hispanic or Latino
- Non-Hispanic
- Prefer not to answer

What is your work status? (Mark all that apply.) •


- Employed fulltime
- Disabled
- Homemaker
- Self-employed
- Unemployed
- Employed part time
- Furloughed/laid-off
- Retired
- Student
- Volunteer

What is the highest level of school completed? \*

- 8th grade or less
- Some high school
- High school diploma
- Trade School
- GED
- Some College
- Bachelor's degree
- Associate degree
- Master's degree
- Doctorate degree
- Professional certification

What is the approximate annual income of your household (you, your spouse, or others who contribute to your household)?

- Less than \$25,000
- \$25,000-\$50,000
- \$51,000-\$75,000
- \$76,000-\$100,000
- Over \$100,000



Prefer not to answer

What is your housing situation?

- Own a home
- Homeless
- Hotel/motel
- Rent
- Nursing home
- Assisted living
- Staying with friends/family
- Halfway house
- Senior housing

How many people live in your household (regardless of relationship status or age)? \*

- 1
- 2
- 3
- 4
- 5
- 6
- 7
- 8+

Which gender do you identify with? \*

- Female
- Male
- Nonbinary
- Prefer not to answer

What is your sexual orientation? \*

- Heterosexual or "straight"
- Lesbian or gay
- Bisexual
- Prefer not to answer

## Appendix E

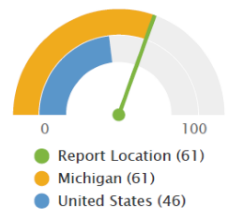
### Trinity Health Data Hub

#### Area Deprivation Index

This indicator reports the average (population weighted) Area Deprivation Index (ADI) for the selected area. The Area Deprivation Index ranks neighborhoods and communities relative to all neighborhoods across the nation (National Percentile) or relative to other neighborhoods within just one state (State Percentile). The ADI is calculated based on 17 measures related to four primary domains (Education; Income & Employment; Housing; and Household Characteristics). The overall scores are measured on a scale of 1 to 100 where 1 indicates the lowest level of deprivation (least disadvantaged) and 100 is the highest level of deprivation (most disadvantaged).

Report Area	Total Population (2020)	State Percentile	National Percentile
Report Location	619,357	52	<b>61</b>
Oakland County, MI	1,274,395	30	42
Washtenaw County, MI	372,258	26	36
Wayne County, MI	1,793,561	65	72
Michigan	10,077,331	No data	61
United States	334,735,155	No data	46

Area Deprivation Index Score (National Percentile)



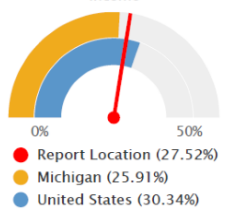
Note: This indicator is compared to the state average.  
Data Source: University of Wisconsin-Madison School of Medicine and Public Health, *Neighborhood Atlas*. 2020.

#### Housing Costs - Cost Burden (30%)

This indicator reports the percentage of the households where housing costs are 30% or more of total household income. This indicator provides information on the cost of monthly housing expenses for owners and renters. The information offers a measure of housing affordability and excessive shelter costs. The data also serve to aid in the development of housing programs to meet the needs of people at different economic levels. Of the 235,686 total households in the report area, 64,863 or 27.52% of the population live in cost burdened households.

Report Area	Total Households	Cost-Burdened Households	Cost-Burdened Households, Percent
Report Location	235,686	64,863	<b>27.52%</b>
Oakland County, MI	520,393	128,058	24.61%
Washtenaw County, MI	147,185	45,289	30.77%
Wayne County, MI	685,635	213,367	31.12%
Michigan	3,976,729	1,030,529	25.91%
United States	124,010,992	37,625,113	30.34%

Percentage of Households where Housing Costs Exceed 30% of Income



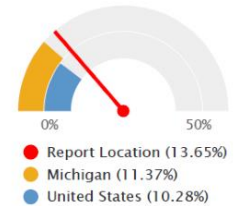
Note: This indicator is compared to the state average.  
Data Source: US Census Bureau, *American Community Survey*. 2017-21.

## Food Insecurity Rate

This indicator reports the estimated percentage of the population that experienced food insecurity at some point during the report year. Food insecurity is the household-level economic and social condition of limited or uncertain access to adequate food.

Report Area	Total Population	Food Insecure Population, Total	Food Insecurity Rate
Report Location	618,929	84,509	<b>13.65%</b>
Oakland County, MI	1,272,442	109,430	8.6%
Washtenaw County, MI	371,354	35,650	9.6%
Wayne County, MI	1,791,087	247,170	13.8%
Michigan	10,061,462	1,144,200	11.37%
United States	330,343,991	33,954,370	10.28%

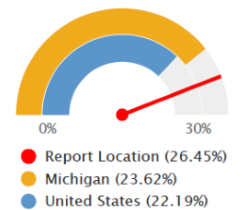
Percentage of Total Population with Food Insecurity



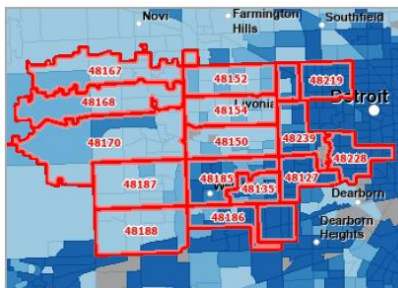
Note: Indicator data for the report location is calculated using *small area estimation method*. This indicator is compared to the state average.  
Data Source: *Feeding America*. 2021.

Report Area	Total Population (For Whom Insurance Status is Determined)	Population with Any Health Insurance	Population Receiving Medicaid	Percent of Insured Population Receiving Medicaid
Report Location	613,137	582,210	153,980	<b>26.45%</b>
Oakland County, MI	1,265,853	1,213,649	165,375	13.63%
Washtenaw County, MI	368,116	355,515	50,124	14.10%
Wayne County, MI	1,778,422	1,672,075	601,223	35.96%
Michigan	9,959,489	9,430,038	2,227,020	23.62%
United States	324,818,565	296,329,423	65,752,822	22.19%

Percent of Insured Population Receiving Medicaid



Note: This indicator is compared to the state average.  
Data Source: US Census Bureau, *American Community Survey*. 2017-21.

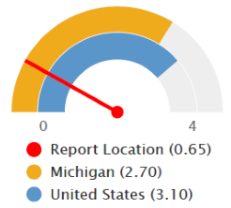


Insured, Medicaid / Means-Tested Coverage, Percent by Tract, ACS 2017-21

- Over 25.0%
- 20.1 - 25.0%
- 15.1 - 20.0%
- Under 15.1%
- No Data or Data Suppressed
- Report Location

Report Area	Total Population (2020)	Number of Federally Qualified Health Centers	Rate of Federally Qualified Health Centers per 100,000 Population
Report Location	619,797	4	<b>0.65</b>
Oakland County, MI	1,274,395	15	1.18
Washtenaw County, MI	372,258	5	1.34
Wayne County, MI	1,793,561	40	2.23
Michigan	10,077,331	272	2.70
United States	334,735,149	10,363	3.10

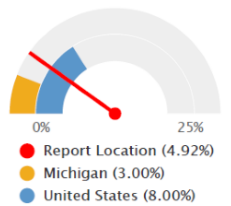
Federally Qualified Health Centers, Rate per 100,000 Population



Note: This indicator is compared to the state average.  
Data Source: US Department of Health & Human Services, Center for Medicare & Medicaid Services, Provider of Services File. September 2020.

Report Area	Population Age 5+	Population Age 5+ with Limited English Proficiency	Population Age 5+ with Limited English Proficiency, Percent
Report Location	577,208	28,388	<b>4.92%</b>
Oakland County, MI	1,204,324	56,093	5.00%
Washtenaw County, MI	354,541	13,596	4.00%
Wayne County, MI	1,673,685	94,699	6.00%
Michigan	9,497,695	318,887	3.00%
United States	310,302,360	25,535,259	8.00%

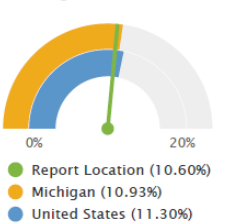
Population Age 5+ with Limited English Proficiency, Percent



Note: This indicator is compared to the state average.  
Data Source: US Census Bureau, American Community Survey. 2017-21.

Report Area	Total Population	Adults Age 18+ Ever Diagnosed with Diabetes (Crude)	Adults Age 18+ Ever Diagnosed with Diabetes (Age-Adjusted)
Report Location	596,356	<b>10.60%</b>	No data
Oakland County, MI	1,270,017	8.60%	7.20%
Washtenaw County, MI	369,390	8.00%	8.10%
Wayne County, MI	1,774,816	13.30%	11.70%
Michigan	10,050,811	10.93%	9.32%
United States	331,893,745	11.30%	9.90%

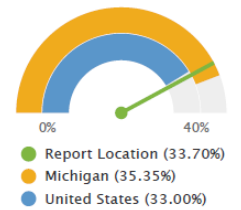
Percentage of Adults Age 18+ Ever Diagnosed with Diabetes



Note: This indicator is compared to the state average.  
Data Source: Centers for Disease Control and Prevention, Behavioral Risk Factor Surveillance System. Accessed via the PLACES Data Portal. 2021.

Report Area	Total Population	Adults Age 18+ with Obesity (BMI ≥30.0 kg/m <sup>2</sup> ) (Crude)	Adults Age 18+ with Obesity (BMI ≥30.0 kg/m <sup>2</sup> ) (Age-Adjusted)
Report Location	596,356	33.70%	No data
Oakland County, MI	1,270,017	30.00%	29.70%
Washtenaw County, MI	369,390	27.30%	28.70%
Wayne County, MI	1,774,816	36.90%	36.80%
Michigan	10,050,811	35.35%	35.48%
United States	331,893,745	33.00%	33.00%

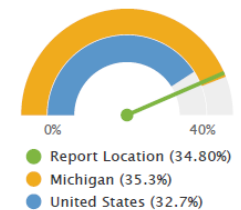
Percentage of Adults Age 18+ with Obese (BMI ≥30.0 kg/m<sup>2</sup>)



Note: This indicator is compared to the state average.  
Data Source: Centers for Disease Control and Prevention, Behavioral Risk Factor Surveillance System. Accessed via the PLACES Data Portal. 2021.

Report Area	Total Population	Adults Age 18+ with HTN (Crude)	Adults Age 18+ with HTN (Age-Adjusted)
Report Location	596,356	34.80%	No data
Oakland County, MI	1,270,017	31.80%	28.00%
Washtenaw County, MI	369,390	24.60%	25.10%
Wayne County, MI	1,774,816	39.50%	36.40%
Michigan	10,050,811	35.3%	31.5%
United States	331,893,745	32.7%	29.6%

Percentage of Adults Age 18+ with High Blood Pressure



Note: This indicator is compared to the state average.  
Data Source: Centers for Disease Control and Prevention, Behavioral Risk Factor Surveillance System. Accessed via the PLACES Data Portal. 2021.